



HD PRO COLLECTION

YOUR GUIDE TO BRITEDECK HD PRO COLLECTION



BRITE
COMPOSITE DECKING SOLUTIONS



Why BRITEDECK

For over 20 years, BriteDeck has set the standard for eco-friendly, low maintenance alternatives to wood decking. Available in a range of stunning colours and textures, our Composite materials have been engineered and certified to withstand the high UV, heat and harshness of the Australian sun.

Brite Composites provide all the benefits of traditional wood and none of the hassles, no rot, no termites and no need for oiling or painting - all backed by an industry-leading warranty. Our products are crafted from high-grade recycled plastics and reclaimed wood, making Brite Composite Solutions the smart and sustainable choice for your outdoor living space.

FREQUENTLY ASKED QUESTIONS

WHY COMPOSITE DECKING?

The two biggest challenges for any deck is structural integrity and the ability to withstand the elements. BriteDeck is a mixture of recycled wood fibre and polymers. This makes a product which is durable, long lasting, maintenance-free and which has the warm look and feel of timber. It is a combination of the best features of both wood and polymer.

WHERE CAN I USE BRITEDECKING™?

BriteDeck Composites have been tested and certified by Australia's leading building agencies and are a perfect choice for any residential or commercial property.

BriteDeck has a textured surface and a P5 slip rating. It's not affected by salt or the sea air and it's perfect for marinas, boardwalks, jetties, swimming pools and spas. With its unique, hidden fastener system, BriteDeck is flexible and will not warp with moisture or extreme weather. You can use BriteDeck anywhere you would have previously used timber, subject to Local Government regulations and necessary approvals. A regular sweep and a wash with cold water and sugar soap is all you need to maintain your deck. Diluted household degreaser can also be used to remove no stubborn stains. There's no oiling, staining, sealing, sanding or painting. Ever.

HOW DO I MAINTAIN BRITEDECKING™?

A regular sweep and a wash with cold water and sugar soap is all you need to maintain your deck. Diluted household degreaser can also be used to remove no stubborn stains. There's no oiling, staining, sealing, sanding or painting. Ever.

High Density DUAL SIDED DECKING

Build your dream deck with Australia's most durable and low-maintenance board. Made from a blend of sustainable wood fibres and recycled plastics, the High Density series features a Double-UV shield and a R11/P5 slip rating, providing unmatched performance under intense heat and wet weather.


The HD Pro has a unique colour on each face and a gorgeous woodgrain finish - simply flip it over to redefine the look and feel of your outdoor living space. Spanning a massive 5.4m in length, each board is crafted with easy living in mind - anti-slip, no rotting, no warping and no need for sealing or painting.

The reversible HD Pro is also available with BAL-29 Bushfire Resistant technology, making it the most affordable weather resistant material on the market.

- Available in HD PRO and HD PRO BAL Fire Rated Decking
- Double Sided Solid board - Versatile Colour choices
- Double UV Protection - extra high resistance to Sun and fading
- Stunning wood grain finishes
- Does not absorb heat, easy to walk on
- Easy to install, simple to maintain
- In-built fade resistance



LIGHT GREY



SLATE GREY



COFFEE



MAPLE



CEDAR IPE



MERBAU



SPOTTED GUM



LIGHT WALNUT




TEAK 2



ANTIQUE 2



SMOKE WHITE



Our COLOUR RANGE

FREE FIXINGS PLUS ACCESSORIES WITH
EVERY PURCHASE

CHOOSE A **PRONTO** COLOUR OPTION FOR YOUR DESIRED BOARD WIDTH, AND ENJOY DELIVERY WITHIN 72 HOURS OF YOUR ORDER BEING PLACED, ANYWHERE IN AUSTRALIA.

FOR ALL OTHER COLOURS, PLEASE ALLOW 6-8 WEEK PRODUCTION AND DELIVERY PERIOD.

LIGHT GREY /SLATE GREY



MERBAU / SPOTTED GUM




ANTIQUE 2 / SMOKE WHITE



Board SPECIFICATION

	DIMENSION IN MM	LENGTH IN M	BOARDER PER 10 SQM	MAX COMMERCIAL JOIST IN MM	MAX RESIDENTIAL JOIST IN MM	SLIP RATING	FIRE RATING	BULLNOSE	FASCIA
HD PRO	138 x 23	5.4	14	400	450	P5/R11	N/A	138mm x 23mm x 5.4m	138mm x 15mm x 2.7m
HD PRO BAL	138 x 23	5.4	14	400	450	P5/R11	 BAL 29	138mm x 23mm x 5.4m	138mm x 15mm x 2.7m




1




Place BriteDeck Starter Clip on the edge of every joist

2




Place Deck Clip on every joist

3




For boards over 4m long, place Anti-Creep Clip at the centre joist - 1 every joist

4




Secure and screw each clips, working on each row and towards the edge of your property

5



To install a breaker board, place the dual deck/breaker clip on either side of every 4th board perpendicular to the breaker board. This will create a firm hold

6



Finish your deck with matching Fascia boards. Face-fit directly into the joist, never directly into the deck board

QUICK GUIDE TO INSTALLATION

BEFORE INSTALLING

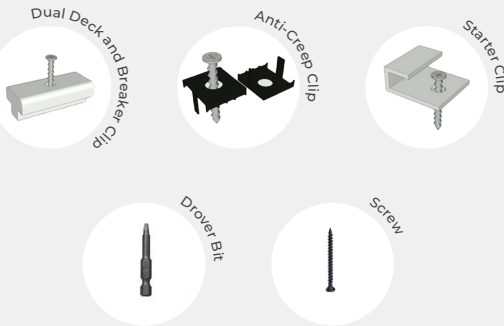
Please consult and comply with local building codes and special requirements or restrictions when undertaking an outdoor decking installation. Please consult a structural engineer before placing significant loading such as a pool spa on your deck.

INSTALLATION GUIDE

A comprehensive installation guide will be sent to you via email once your order has been placed. This document covers all aspects of designing and installing your deck, including common layouts, joist span, clearance requirements and an expansion and contraction table. It is important to read and understand the guidelines in their entirety before starting the project.

TOOLS

Thousands of Aussie DIY'ers can attest to how quick and easy BriteDeck is to install. Our concealed fastening system makes installing up to 70% faster than timber, saving you time and money. Standard woodworking tools (drills, saws, sanders, tape measure, level, cordless screwdriver with bits, countersink bit, etc.) and self-protective equipment are all you need to get started.



INSTALLATION PROCESS

All fixtures you require for wood or metal frames will be supplied free of charge.



1300 481 664



HEAD OFFICE

BRITE DECKING (PTY) LTD

ENCOMPASS BUSINESS PARK
D3/101 ROOKWOOD ROAD, YAGOONA, NSW 2199

ABN: 68 617 566 837

EMAIL: SALES@BRITEDECKING.COM.AU

DISTRIBUTION POINTS

NEW SOUTH WALES (SYDNEY)

Swift Transport
Enfield Intermodal Logistics Centre
Gate E1, 1 Mainline Road,
Strathfield South, NSW, 2136

VICTORIA (MELBOURNE)

Metro Freight Lines
75-79 Cooper Street,
Campbellfield VIC 3061

QUEENSLAND (BRISBANE & GOLD COAST)

Ly Transport
298 Musgrave Road
Coopers Plains QLD 4108

